






POPULATION AND HOUSING CENSUS 2000 – MIGRATION PATTERNS IN MALAYSIA

23rd. Population Census Conference
Christchurch, New Zealand
16th. – 18th. April 2007

Ms. Rozita Talha
Director, Population and Housing Census Division
Department of Statistics Malaysia

Contents

- Introduction
- Migration in Malaysia
- Source of data
- Measurement
- Definitions
- Magnitude and patterns
- Profile
- Next census & Challenges



Introduction

- Since her independence in 1957, Malaysia has conducted the Census in 1971, 1980, 1991 and 2000. The Census is conducted based on the CENSUS ACT, 1960 (Act16), revised 1969
- The Department of Statistics Malaysia (DOSM) is the official agency responsible for conducting the Census with co-operations with various departments at federal and state level.
- The forthcoming census will be in 2010.
- The Census provides a comprehensive set of statistical information on population and housing. Information collected includes the number of persons and households together with a wide range of demographic, social and economic characteristics.
- The data provides input for planning, formulation and implementation of government policies and programmes.

Migration in Malaysia

- Migration is one of the components used in measuring the expansion in the population size, apart from fertility and mortality.
- In the 1980's, the economy transformed from the agricultural to industrial based.
- The transformation directly led to changes in the development of states, districts and towns, which resulted in a better standard of living with improved housing, better public amenities, employment as well as educational opportunities.

Sources of data

- The main source - Population and Housing Census.
- The Census report published information on population by birth place, place of current usual residence five years ago and non-citizens population by citizenship.
- The more recent migration trends are obtained from the Migration Survey.
- Information on migration also sourced from administrative records of various government departments namely the Ministry of Human Resources, Ministry of Home Affairs and Immigration Department.

Measurement

- Data on migration is derived from the questions pertaining to the “place of birth” and the “usual place of residence five years ago”.
- The migration status of the Malaysian population is known through the change of the usual place of residence between the census date and five years ago.
- Internal migration refers specifically to the change in the district or state of residence between the reference census dates.
- *Inter-district intra-state migrants* refer to those who moved from one administrative district to another district in the same state and thus assumed to be relatively shorter distance movers.
- *Inter-state migrants* are those who changed their state of residence over the reference period.
- Migration data from the Migration Survey is based on the change in the usual place of residence over a fixed period of one year for all persons aged one year and over.

Definitions

- *Five-year external in-migrants* refer to those whose current usual place of residence at the time of the census was Malaysia but whose usual place of residence five years before was in a different country outside Malaysia.
- *Five-year internal migrants* are those who reported that their usual place of residence in Malaysia five years ago was different from their usual place of residence at the time the Census. These migrants can be described as *inter-state* or *inter-district intra-state* migrants.
- *Lifetime inter-state migrants* refer to those whose current place of residence is a different state (within Malaysia) from that in which they were born.
- *Non-migrants* are those who reported that their usual place of residence five years ago was the same as that of their current usual place of residence at the time of the Census.

Magnitude and patterns

- The 2000 Census data revealed that the magnitude of internal migration declined.
- Only **8%** of the total population were recorded as internal migrants when compared with **12%** reported in 1991.
- Of the total internal migrants, **5%** were classified as inter-state migrants and the remaining **3%** constituted inter-district intra-state migrants.
- The drop in the magnitude could be due to the development factors and improved standard of living at the current usual place of residence.
- The state of Selangor recorded the highest proportion of net in-migration while net out-migration existed the most in F.T of Kuala Lumpur.
- The development in the industrial and housing sectors in Selangor contributes to the net in-migration in the states.

Magnitude and patterns – cont'd.

- Inter-district intra-state movements were dominant in Sabah and Sarawak where the total number of districts are high. The rapid development of the districts contributed to the movements of people in the those states.
- Among other factors contributing to the inter-district intra-state movements are marriage, employment opportunities, housing, education and reasons such as accompanying spouses/family.
- The flow of Inter-state migrants was dominant in *urban-urban* movement which constituted more than half of inter-states moves during the 1995-2000 period.
- Life-time inter-state migrants by ethnic group is predominant among the ethnic Indians. In 2000, the Indians recorded the highest rate of migration with 20.6%. This resulted from the closure of rubber estates and plantations in certain area of the country.

Profile of internal migrants

- The characteristics of the migrants were measured at the end of the migration period and focuses between inter-district and inter-state migration.
- During 1995-2000 period, inter-state and inter-district movements showed that the age group 15-34 years reflects the largest group.
- Among the age group 20-24 years, female migrants indicated the highest concentration of 23.2% inter-state movers. For inter-district moves, female migrants were only 16% and only 6.8% were non-migrants.

Profile of internal migrants – cont'd

- Male migrants tend to be older as indicated by the median age. For inter-state male migrants, the median age was 23.9 years when compared with 22.8 years for female.
- More females tend to migrate between states and districts at the age of 15-24 years compared to males probably due to education and employment factors.
- In terms of ethnicity, the Malays had the highest migration rate among inter-state migrant with 6.3% followed by the Indians (4.7%) and Chinese (3.7%).

Profile of internal migrants – cont'd

- The distribution of inter-state and inter-district migrants by marital status indicated that the never married population had the highest tendency to move inter-state (4.8%) while the married people moves inter-district (3.0%).
- Education factor has positively correlate with migration in Malaysia. Young people may move to pursue higher education and the more highly educated individuals migrate to obtain jobs to commensurate with their qualifications.
- The pattern of employment distribution between migrants and non-migrant indicated that inter-state migrants were mainly concentrated in the services sector and professionals. Majority of the non-migrants were those in the skilled agricultural and fishery workers.

Next census and challenges

- The next round of census will be in 2010. The collection of data on migration will be continued. The Principles and Recommendations of the UN will be used as a basis and guidelines.
- Planning work for the census has started in 2006.
- In 2007, the work involve includes budget proposal, updating of frame and mapping, pre-testing, preparations of census documents and manuals, etc.
- The main challenges faced by the country on issues pertaining to migration relate to the social impact of foreign workers as well as the efforts to step up the enforcement and monitoring of data collection on migrants as required to serves as input to policy formulation.
- A comprehensive and reliable database and statistics on migration has become important.

