



IPUMS-International Integrated Census Microdata Extract System: Users and Uses

<https://www.ipums.org/international>

*** * ***

**Robert McCaa, Professor of Population History
University of Minnesota Population Center**

rmccaa@umn.edu

additional information at:

www.hist.umn.edu/~rmccaa/ipums-global



“I have recently taken on a new job at [an international organization] and will be supporting the developing countries in carrying out their censuses. I am therefore interested to understand more about what data have been collected in the past across countries.”

--application #1759, www.ipums.org/international

Outline

IPUMS system

- » 1. What are census microdata? 1 slide
- » 2. Integrated, high-precision samples 4 slides
- » 3. IPUMS dynamic metadata system 12 slides

Access

- » 4. Managing Access 4 slides
- » 5. Applicants and Approved Users 1 slide
- » 6. Who uses IPUMS-International? 4 slides
- » 7. Countries of research interest 1 slide
- » 8. Research topics

Invitation

- » 9. Participate in IPUMS 2010 & beyond 2 slides



- Commercial –

<https://www.ipums.org/international>

**A global partnership
to (1) preserve both
census samples and documentation,
and (2) make anonymized, integrated extracts
accessible to researchers and policy makers,
at no cost—regardless of country of
birth, residence or citizenship**

1. What are “census microdata”?: anonymized, computerized census records of individuals, households & dwellings

PERSON NUMBER

SEX AGE

1	2	1	0	0	1	0	2	6	0	0	7	0	0	7	2	0	0	0	0	1	1	2	1	0	0	0	0	1	0	4	
2	2	2	0	0	2	0	2	6	0	0	7	0	0	7	2	0	0	0	0	0	1	1	2	1	0	0	0	0	1	0	4
3	2	3	0	0	1	0	0	6	0	0	7	0	0	7	2	0	0	0	0	0	1	2	1	2	3	0	0	0	0	0	0
4	2	3	0	0	2	0	0	4	0	0	7	0	0	0	0	0	0	0	0	0	0	0	0	0	0	0	0	0	0	0	0
5	2	3	0	0	2	0	0	2	0	0	7	0	0	0	0	0	0	0	0	0	0	0	0	0	0	0	0	0	0	0	0
6	2	3	0	0	2	0	0	0	0	0	7	0	0	0	0	0	0	0	0	0	0	0	0	0	0	0	0	0	0	0	0

Study any desired set of characteristics.

Easier to harmonize than tables.

Facilitates comparative research.



2. IPUMS: Internationally integrated, anonymized sample extracts: <https://www.ipums.org/international>

- » **Original source files are never accessible to researchers**
- » **Extracts of census microdata samples are accessible free-of-charge to qualified users on a restricted access basis**
- » **Data are governed by a uniform Memorandum of Understanding endorsed by the National Statistical Office before work begins (67 countries have joined)**
- » **Project pays \$1/5,000 per census for data, docs, and license**
- » **Data are anonymized either by NSO or MPC**
- » **2-3 years of work (done by MPC) to integrate data**
- » **Full source documentation; metadata for statistical packages**
- » **1,264 users: over 50 countries, more than 300 institutions**
- » **Sustained funding: National Science Foundation of the USA and National Institutes of Health**

IPUMS-International, March 2005

dark green = disseminating (8 countries, 28 censuses, 123 mpr)

green = harmonizing (17 countries, 44 censuses, 90 mpr)

lightest green = negotiating

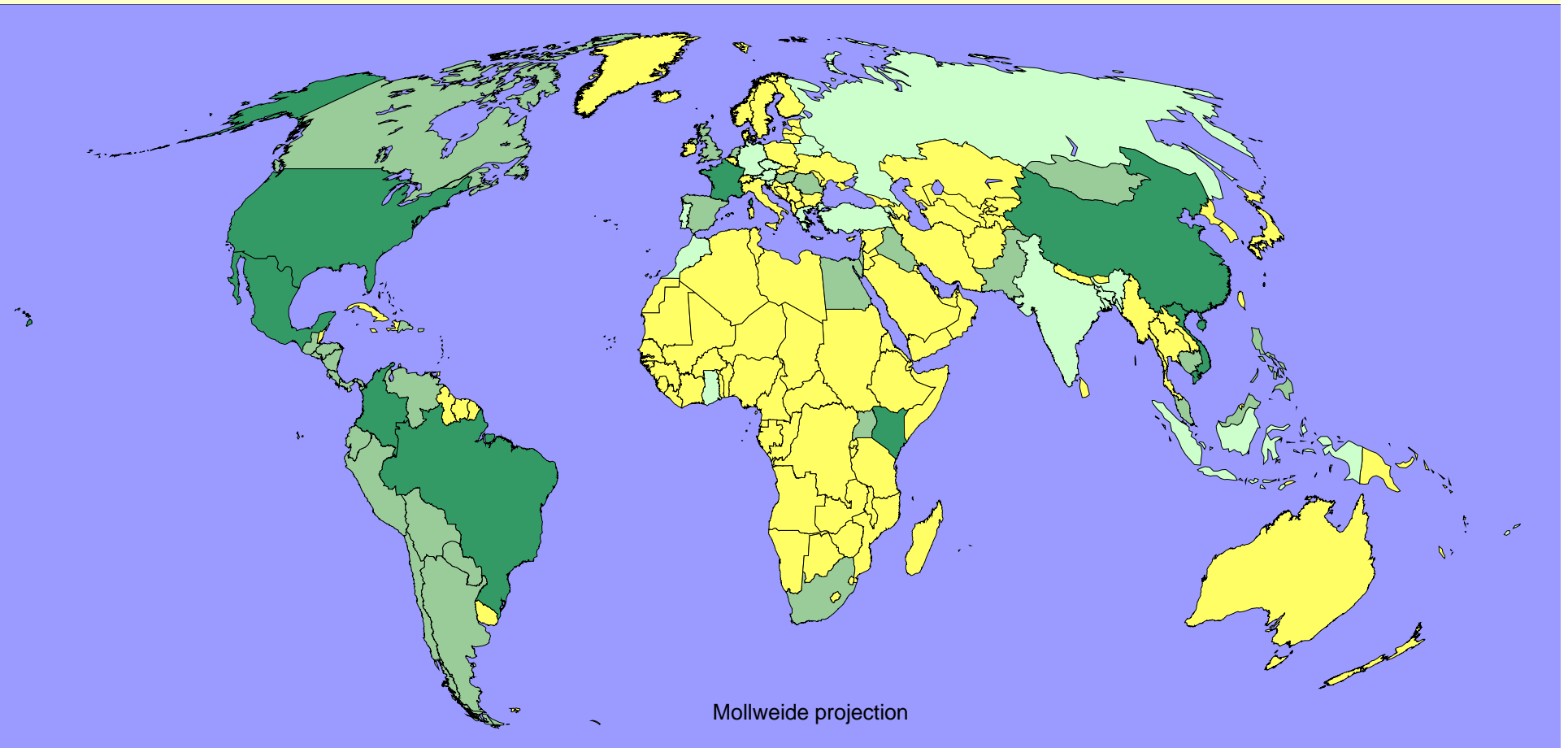
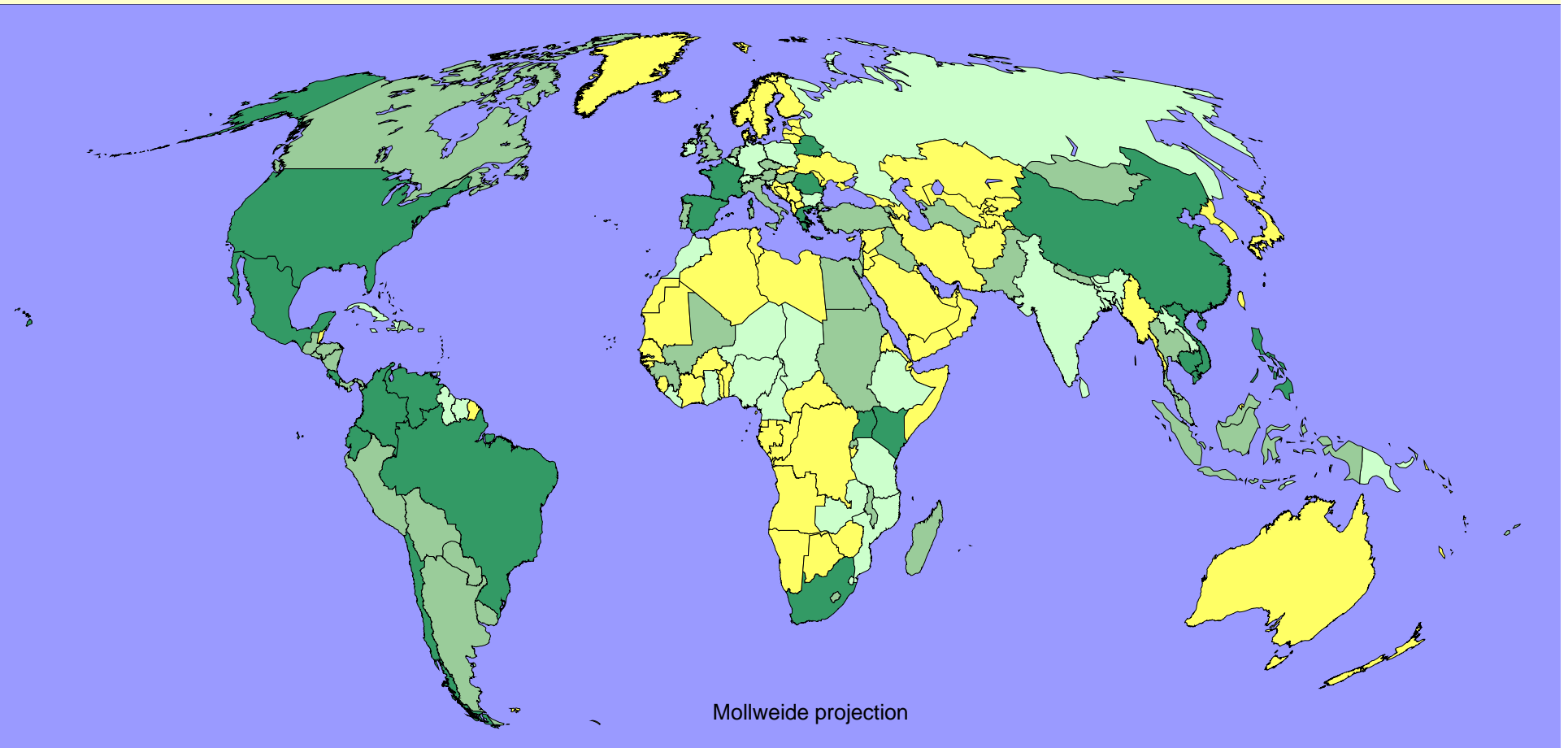


Table 1. IPUMS-International, March 2007

dark green = disseminating (20 countries, 63 censuses, 185mpr)

green = harmonizing (38 countries, 109 censuses, 200mpr)

lightest green = negotiating



Mollweide projection

Summary of Project Milestones

- » **Endorsed Memorandum of Understanding:
67 National Statistical Offices (NSOs)**
- » **Entrusted Census Microdata and Documentation:
58 NSOs, 172 censuses**
- » **Now accessible: samples for 20 countries, 63 censuses,
185 million person records (at no cost from:
www.ipums.org/international)**



**3. IPUMS Dynamic Metadata System:
5 “clicks” to compare *any census question, in English, for any combination of years and countries* in the database**

3 “clicks” to view *images of original source documentation*—census forms and instructions—in the official language (or English translation)



Click 1: access www.ipums.org/international

The screenshot shows the IPUMS International website homepage. At the top left is the IPUMS International logo. To the right is the Minnesota Population Center (MPC) logo. Below the logos is a navigation bar with links: HOME | GET DATA | VARIABLES | FAQ | CONTACT US | SEARCH. The main content area is divided into three columns. The left column contains a sidebar with expandable sections: PROJECT DESCRIPTION (Principles, Progress Report, Data Release Schedule, Revision History, FAQ), DATA (Apply for Access, Create an Extract, Download or Revise Extracts, Citation of IPUMS), DOCUMENTATION (Samples, Variables, Census Questionnaires), RESOURCES (World Microdata Inventory, World Enumeration Forms, Microdata Handbook, International Partners), and CONTACT US (Feedback, Staff). The middle column features a large heading: "Integrated Public Use Microdata Series – International" with the subtitle "census microdata for social and economic research". Below this is a paragraph: "IPUMS-International is a project dedicated to collecting and distributing census data from around the world. Its goals are to:" followed by a bulleted list: "Collect and preserve data and documentation", "Harmonize data", and "Disseminate the data absolutely free!". Below the list is a horizontal line with the text: "20 countries · 63 censuses · 185 million person records". The right column contains "IPUMS-I NEWS" with a list of recent releases: "December 2006 data release", "IPUMS meeting in Paris", "June 2006 data release", "December 2005 data release", "IPUMS-Europe workshop in Spain", and "NSF funds expanded IPUMS-I". Below this is "OTHER MPC PROJECTS" with a list: "IPUMS-USA", "IPUMS-CPS", "NAPP", "NHGIS", and "SHADAC". At the bottom of the page, there is a "Funded by" section with logos for the National Science Foundation, Sun Microsystems, the University of Minnesota, and the National Institutes of Health. Below the logos is the navigation bar and copyright information: "HOME | GET DATA | VARIABLES | FAQ | CONTACT US | SEARCH" and "Copyright © Minnesota Population Center, University of Minnesota".



Click 2: “variables”



- ▼ PROJECT DESCRIPTION
 - Principles
 - Progress Report
 - Data Release Schedule
 - Revision History
 - FAQ
- ▼ DATA
 - Apply for Access
 - Create an Extract
 - Download or Revise Extracts
 - Citation of IPUMS
- ▼ DOCUMENTATION
 - Samples
 - Variables**
 - Census Questionnaires
- ▼ RESOURCES
 - World Microdata Inventory
 - World Enumeration Forms
 - Microdata Handbook
 - International Partners
- ▼ CONTACT US
 - Feedback
 - Staff

Integrated Public Use Microdata Series — International

census microdata for social and economic research

IPUMS-International is a project dedicated to collecting and distributing census data from around the world. Its goals are to:

- Collect and preserve data and documentation
- Harmonize data
- Disseminate the data absolutely free!

20 countries · 63 censuses · 185 million person records



Click 3: Countries and census years

IPUMS International
HOME | GET DATA | VARIABLES | FAQ | CONTACT US | SEARCH

Sample Selection

Selecting samples on this page will filter the variable documentation throughout the web site to display only material corresponding to the chosen datasets. These selections will remain in place through the rest of your IPUMS session, or until you alter your choices on this screen. Each type of page subject to sample filtering contains a button giving you access to this selection page.

Burkina Faso	<input type="checkbox"/> All	<input type="checkbox"/> 1999
Brazil	<input type="checkbox"/> All	<input type="checkbox"/> 2000 <input type="checkbox"/> 1991 <input type="checkbox"/> 1980 <input type="checkbox"/> 1970 <input type="checkbox"/> 1960
Cambodia	<input type="checkbox"/> All	<input type="checkbox"/> 1998
Chile	<input type="checkbox"/> All	<input type="checkbox"/> 2002 <input type="checkbox"/> 1992 <input type="checkbox"/> 1982 <input type="checkbox"/> 1970 <input type="checkbox"/> 1960
China	<input type="checkbox"/> All	<input type="checkbox"/> 1982
Colombia	<input type="checkbox"/> All	<input type="checkbox"/> 1993 <input type="checkbox"/> 1985 <input type="checkbox"/> 1973 <input type="checkbox"/> 1964
Costa Rica	<input type="checkbox"/> All	<input type="checkbox"/> 2000 <input type="checkbox"/> 1984 <input type="checkbox"/> 1973 <input type="checkbox"/> 1963
Ecuador	<input type="checkbox"/> All	<input type="checkbox"/> 2001 <input type="checkbox"/> 1990 <input type="checkbox"/> 1982 <input type="checkbox"/> 1974 <input type="checkbox"/> 1962
France	<input type="checkbox"/> All	<input type="checkbox"/> 1990 <input type="checkbox"/> 1982 <input type="checkbox"/> 1975 <input type="checkbox"/> 1968 <input type="checkbox"/> 1962
Greece	<input type="checkbox"/> All	<input type="checkbox"/> 2001 <input type="checkbox"/> 1991 <input type="checkbox"/> 1981 <input type="checkbox"/> 1971
Kenya	<input type="checkbox"/> All	<input type="checkbox"/> 1999 <input type="checkbox"/> 1989
Mexico	<input type="checkbox"/> All	<input type="checkbox"/> 2000 <input type="checkbox"/> 1990 <input type="checkbox"/> 1970 <input type="checkbox"/> 1960
Philippines	<input type="checkbox"/> All	<input type="checkbox"/> 2000 <input type="checkbox"/> 1995 <input type="checkbox"/> 1990
Romania	<input type="checkbox"/> All	<input type="checkbox"/> 2002 <input type="checkbox"/> 1992
South Africa	<input type="checkbox"/> All	<input type="checkbox"/> 2001 <input type="checkbox"/> 1996
Spain	<input type="checkbox"/> All	<input type="checkbox"/> 2001 <input type="checkbox"/> 1991 <input type="checkbox"/> 1981
Uganda	<input type="checkbox"/> All	<input type="checkbox"/> 2002 <input type="checkbox"/> 1991
United States	<input type="checkbox"/> All	<input type="checkbox"/> 2000 <input type="checkbox"/> 1990 <input type="checkbox"/> 1980 <input type="checkbox"/> 1970 <input type="checkbox"/> 1960
Venezuela	<input type="checkbox"/> All	<input type="checkbox"/> 1990 <input type="checkbox"/> 1981 <input type="checkbox"/> 1971
Vietnam	<input type="checkbox"/> All	<input type="checkbox"/> 1999 <input type="checkbox"/> 1989



Click 4: chose a variable (e.g., marital status)

Variable Availability

HOUSEHOLD VARIABLES

- [Technical](#)
- [Group Quarters](#)
- [Geography](#)
- [Economic](#)
- [Utilities](#)
- [Appliances, Mechanicals, Other](#)
- [Amenities](#)
- [Dwelling Characteristics](#)
- [Other](#)
- [Constructed Household](#)

PERSON VARIABLES

- [Technical](#)
- [Constructed Family Interrelationship](#)
- [Core Demographic](#)
- [Fertility and Mortality](#)
- [Nativity and Birthplace](#)
- [Ethnicity and Language](#)
- [Education](#)
- [Work](#)
- [Income](#)
- [Migration](#)
- [Disability](#)
- [Other](#)

[A](#) [B](#) [C](#) [D](#) [E](#) [F](#) [G](#) [H](#) [I](#) [J](#) [K](#) [L](#) [M](#) [N](#) [O](#) [P](#) [R](#) [S](#) [T](#) [U](#) [V](#) [W](#) [Y](#)

Select samples

2-Letter country codes Long country abbreviations

View unharmonized variables

An "X" indicates the variable is available in the sample.

Core Demographic Variables -- Person [\[top\]](#)

Variable	Variable Label	Type	Codes	KH 98	MX 00	PH 00	ES 01	US 00	VN 99
RELATE	Relationship to household head	P	codes	X	X	X	X	X	X
AGE	Age	P	codes	X	X	X	X	X	X
SEX	Sex	P	codes	X	X	X	X	X	X
MARST	Marital status	P	codes	X	X	X	X	X	X
CONSENS	Consensual union	P	codes	.	X	X	X	.	.
SAMESEX	Same-sex couple, Spain	P	codes	.	.	.	X	.	.
WTHH	Household weight	H	codes	X	X	X	X	X	X



Click 5: “enumeration text”

IPUMS

International

[HOME](#) | [GET DATA](#) | [VARIABLES](#) | [FAQ](#) | [CONTACT US](#) | [SEARCH](#)

MARST

Label: Marital status

Select samples

Availability [\[show\]](#)

Universe [\[show\]](#)

Codes

[Enumeration text](#)

[Unharmonized variables](#)

Description

MARST describes the person's current marital status according to law or custom. Individuals who remarry report the status relevant to their most recent marriage. Census instructions rarely explicitly limit marital status to strictly legal unions.

Note regarding universe: The lowest age at which a person can be anything but "never married" varies among samples.

Comparability

[GENERAL](#)

[Philippines](#)

[United States](#)

[Cambodia](#)

[Spain](#)

[Vietnam](#)

[Mexico](#)

Comparability – General

The first digit of MARST is largely comparable across all samples. The second digit delineates consensual unions from other forms of marriage and distinguishes among the categories separated, divorced, and married-spouse-



Comparison of enumeration text for Marital Status

IPUMS International
HOME | GET DATA | VARIABLES | FAQ | CONTACT US | SEARCH

Enumeration Text -- MARST

[Cambodia 1998](#)
[Mexico 2000](#)
[Philippines 2000](#)
[Spain 2001](#)
[United States 2000](#)
[Vietnam 1999](#)

Select Samples

Cambodia 1998 -- source variable KH98A404 -- Marital status [return to top](#)

Enumeration form [view entire document: text image](#)

6 Marital Status (Marital Status - Enter Code))

1 Never Married
 2 Married
 3 Widowed
 4 Divorced
 5 Separated

Enumeration instructions [view entire document: text image](#)

Column 6: Marital Status

85. Codes are provided in the column heading itself. You have to ask this delicate question carefully and record the appropriate code numbers according to the answers given. Record Code 1 for Never Married, i.e. for those who have never entered into any form of marital union. Record Code 2 for Married, 3 for widowed, 4 for divorced and 5 for separated.

86. The category "Married" will include those persons who are contractually married but not yet living as a man and wife. Even if a marriage is disputed in the neighborhood write Code 2 if the person concerned says he or she is married and is in stable de facto



**For Variable availability
Click variable name
(X = variable available for this census)**

IPUMS International
HOME | GET DATA | VARIABLES | FAQ | CONTACT US | SEARCH

MARST
Label: Marital status

MARST has both a general version (1 digit) and a detailed version (3 digits). The tables below display the

General codes Detailed codes

General Codes

Category availability view Case-count view

Select samples

An 'X' indicates the category is available for that sample.

Code	Label	KH	MX	PH	ES	US	VN
0	NIU	.	.	.	X	.	.
1	Single/never married	X	X	X	X	X	X
2	Married/in union	X	X	X	X	X	X
3	Separated/divorced/spouse absent	X	X	X	X	X	X
4	Widowed	X	X	X	X	X	X
9	Unknown	.	X	X	.	.	X



**For sample frequencies,
Click “back”, then click “case count view”**

IPUMS International
HOME | GET DATA | VARIABLES | FAQ | CONTACT US | SEARCH

MARST
Label: Marital status

MARST has both a general version (1 digit) and a detailed version (3 digits). The tables below display the cc

General codes Detailed codes

General Codes

Category availability view Case-count view

Select samples

Code	Label	cambo		mexico		philipp		spain		usa	vietn
		1998	2000	2000	2001	2000	1999				
0	NIU	.	.	.	9429	
1	Single/never married	679933	5533336	4276347	884582	5919975	1234432				
2	Married/in union	400544	3988716	2803477	955073	5759268	1008187				
3	Separated/divorced/spouse absent	18060	233172	58018	57659	1634337	21507				
4	Widowed	42717	329401	233389	132531	767886	103182				
9	Unknown	.	14557	46579	.	.	859				



**For sample frequencies,
Click “detailed codes” for complex variables.**

Code	Label	cambo		mexico		philipp		spain		usa		vietn	
		1998	2000	2000	2001	2000	1999	1998	2000	1999	1999		
000	NIU	.	.	.	9429
100	SINGLE/NEVER MARRIED	679933	5533336	4276347	884582	5919975	1234432
200	MARRIED/IN UNION	400544	.	.	.	5759268	1008187
210	Married (not specified)	.	.	2572475	955073
211	Civil	.	878264
212	Religious	.	208895
213	Civil and religious	.	2136078
214	Civil or religious
216	Traditional
215	Polygamous
220	Consensual union	.	765479	231002
300	SEPARATED/DIVORCED/SPOUSE ABSENT
310	Separated or divorced	.	.	58018
320	Separated or annulled
330	Separated	2464	177057	.	35603	233755	8597
331	Separated legally
332	Separated de facto
340	Annulled
350	Divorced	15596	56115	.	22056	1072714	12910
360	Married, spouse absent	327868
400	WIDOWED	42717	329401	233389	132531	767886	103182
999	UNKNOWN/MISSING	.	14557	46579	.	.	859



**For images of original source documents,
2 clicks from IPUMS home page:
click 1: “Census Questionnaires”**

The screenshot shows the IPUMS International website. At the top, there is a navigation bar with links: HOME | GET DATA | VARIABLES | FAQ | CONTACT US | SEARCH. Below this is a main menu with several categories:

- PROJECT DESCRIPTION
 - Principles
 - Progress Report
 - Data Release Schedule
 - Revision History
 - FAQ
- DATA
 - Apply for Access
 - Create an Extract
 - Download or Revise Extracts
 - Citation of IPUMS
- DOCUMENTATION** (circled in red)
 - Samples
 - Variables
 - Census Questionnaires
- RESOURCES
 - World Microdata Inventory
 - World Enumeration Forms
 - Microdata Handbook
 - International Partners
- CONTACT US
 - Feedback
 - Staff

On the right side of the page, there is a section titled "Integrated Public Use Microdata Series – International" with the subtitle "census microdata for social and economic research". Below this, it states: "IPUMS-International is a project dedicated to collecting and distributing census data from around the world. Its goals are to:" followed by a list of goals:

- Collect and preserve data and documentation
- Harmonize data
- Disseminate the data absolutely free!

At the bottom of this section, it says: "20 countries · 63 censuses · 185 million person records".



For images of original source documents,
2 clicks from IPUMS home page:
click 1: “Census Questionnaires”
click 2: country, census year, document

IPUMS International

HOME | GET DATA | VARIABLES | FAQ | CONTACT US | SEARCH

▼ PROJECT DESCRIPTION

- Principles
- Progress Report
- Data Release Schedule
- Revision History
- FAQ

▼ DATA

- Apply for Access
- Create an Extract
- Download or Revise Extracts
- Citation of IPUMS

▼ DOCUMENTATION

- Samples
- Variables
- Census Questionnaires

▼ RESOURCES

- World Microdata Inventory
- World Enumeration Forms
- Microdata Handbook
- International Partners

▼ CONTACT US

- Feedback
- Staff

Enumeration Material

Sample	Enumeration form		Enumeration instructions		Other source documents	
	Image	Text (English)	Image	Text (English)	Image	Text (English)
Belarus 1999	pdf	html	pdf	html	--	--
Brazil 1960	pdf	html	pdf	html	--	--
Brazil 1970	pdf	html	pdf	html	--	--
Brazil 1980	pdf	html	pdf	html	--	--
Brazil 1991	pdf	html	pdf	html	--	--
Brazil 2000	pdf	html	pdf	html	--	--
Cambodia 1998	pdf	html	pdf	html	--	--
Chile 1960	pdf	html	pdf	html	--	--
Chile 1970	pdf	html	pdf	html	--	--
Chile 1982	pdf	html	pdf	html	--	--
Chile 1992	pdf	html	pdf	html	--	--
Chile 2002	pdf	html	pdf	html	--	--
China 1982	pdf	html	pdf	html	--	--
Colombia 1964	pdf	html	pdf	html	--	--
Colombia 1973	pdf	html	pdf	html	--	--
Colombia 1985	pdf	html	pdf	html	--	--
Colombia 1993	pdf	html	pdf	html	--	--
Costa Rica 1963	pdf	html	pdf	html	--	--
Costa Rica 1973	pdf	html	pdf	html	--	--
Costa Rica 1984	pdf	html	pdf	html	--	--
Costa Rica 2000	pdf	html	pdf	html	--	--
Ecuador 1962	pdf	html	pdf	html	--	--
Ecuador 1974	pdf	html	pdf	html	--	--
Ecuador 1982	pdf	html	pdf	html	--	--
Ecuador 1990	pdf	html	pdf	html	--	--



4. Managing access to IPUMS integrated census microdata “extracts”



Managing access to census microdata (for web address to UNECE study see page 3)

- » “Principles and Guidelines for Managing Statistical Confidentiality and Microdata Access” is based on the report submitted to the UNECE Task Force on Microdata Access, expanded to include views from other regions.**
- » 22 case studies of access procedures for various national statistical Offices (Australia, New Zealand, Netherlands, etc.)**
- » NEW: IPUMS case study will be appended to the UNECE Study (see table 2)**



Managing access to census microdata: The IPUMS case study (table 2)

- » **Why is IPUMS a good practice?**
 - » **Transparency of access**
 - » **Fully anonymized, thorough documentation**
 - » **Integrated data available without charge**
 - » **Sanctions for violations of user license**
- » **What are IPUMS' strengths?**
- » **What are IPUMS' weaknesses?**



Managing access to census microdata: The IPUMS case study (table 2): strengths

- » Why is IPUMS a good practice?
- » **What are IPUMS' strengths?**
 - » Security of data and anonymization measures
 - » Equitable access, without cost; freedom of inquiry
 - » Uniformity of documentation and microdata
 - » NSOs retain copyright; may recall data if misused
 - » Sanctions are strong and clearly spelled out
 - » Metadata and microdata are fully integrated
- » **What are IPUMS' weaknesses?**



Managing access to census microdata: The IPUMS case study (table 2): weaknesses

- » Why is IPUMS a good practice?
- » What are IPUMS' strengths?
- » **What are IPUMS' weaknesses?**
 - » **NSOs cede authority to IPUMS to license users**
 - » **Microdata are not 100% anonymized**
 - » **Misuse by one researcher may negatively impact all**
 - » **Users do not have access to original source files**
 - » **NSO cannot vet research prior to publication**



5. Applicants and Approved Users (May 2002-March 2007)

» **Applicants: 1,763**

» **Approved: 72%.**

Why isn't everyone approved?

» **Restricted access to protect statistical confidentiality and promote good use.**

» **Principal reasons for rejection: project description is not appropriate for data in IPUMS**

» **Compare with IPUMS-USA (public access):
>23,000 users (Jan 1, 2007)**



6. Who Uses the Microdata (1,264 undertakings)

» Affiliation

» University professors and students: 91%

» Others: 9%

» International agencies (World Bank, DFID, etc.): n=31

» International research institutes: n=26

» United Nations (ILO, WHO, etc.): n=21

» National Statistical Officials: n=18

» National government officials: n=18

» Employees of Non-Governmental Organizations: n =3



6. Who Uses the Microdata (1,264 undertakings)

- » **Affiliation: University professors and students, example China:**
 - » **China Center for Economic Research, Peking University**
 - » **Chinese Academy of Social Sciences**
 - » **Guanghua School of Management, Peking University**
 - » **Institute of Policy and Management, Chinese Academy of Sciences**
 - » **Institute of Population and Labor Economics, Chinese Academy of Social Sciences**
 - » **Jinan University**
 - » **Management and Administration Institute**
 - » **Nankai University**
 - » **Renmin University of China**
 - » **Sociology Department, Nanjing University**
 - » **The Institute of Population Research, Peking University**
 - » **Tsinghua University**
 - » **University of International Business and Economics**
 - » **University of Science and Technology of China**



6. Who Uses the Microdata (1,264 undertakings)

» Disciplines

- » **Economics:** 44%
- » **Demography:** 13%
- » **Sociology:** 12%
- » **Public policy:** 5%
- » **History:** 4%
- » **Others:** 22% (32 disciplines)



6. Who Uses the Microdata (1,264 undertakings)

» Country of residence:

» With integrated data in IPUMS now: **80%**

» USA, Colombia, Brazil, Mexico, France, Spain, China, and Kenya

» Data entrusted to IPUMS: **12%**

» UK, Canada, Germany, Austria, and Netherlands

» No agreement to participate: **8%**

» ANCSDAAP: Australia, Hong Kong, India, Japan, New Zealand, Republic of Korea, Russia, and Singapore.



7. ANCSDAAP Countries of Research Interest (with no agreement to participate in IPUMS)

- » **India** **n=58 (approved applicants)**
- » **Japan** **n=39**
- » **N>10<30**
 - » **Australia**
 - » **Bangladesh**
 - » **Indonesia**
 - » **Republic of Korea**
 - » **Pakistan**
 - » **Russia**
 - » **Thailand**



8. Research Topics—extraordinarily diverse

- » **Researcher at international organization advising on 2010 round of censuses**
- » **Economists:**
 - » **Comparative study of labor force participation**
 - » **Demand and supply of public services (water, electricity, sewage, etc.)**
 - » **Economic impact of family planning and fertility decline**
 - » **Discrimination in credit markets**
 - » **Econometric analysis of labor force and income**
 - » **Effect of long-term youth unemployment**
 - » **Effects of volume of human capital on returns to education**
 - » **Human capital and aging**
 - » **Impact of trade policies on growth, development, immigration, labor markets, and inequality**
 - » **Etc.**



9. Invitation to participate in IPUMS

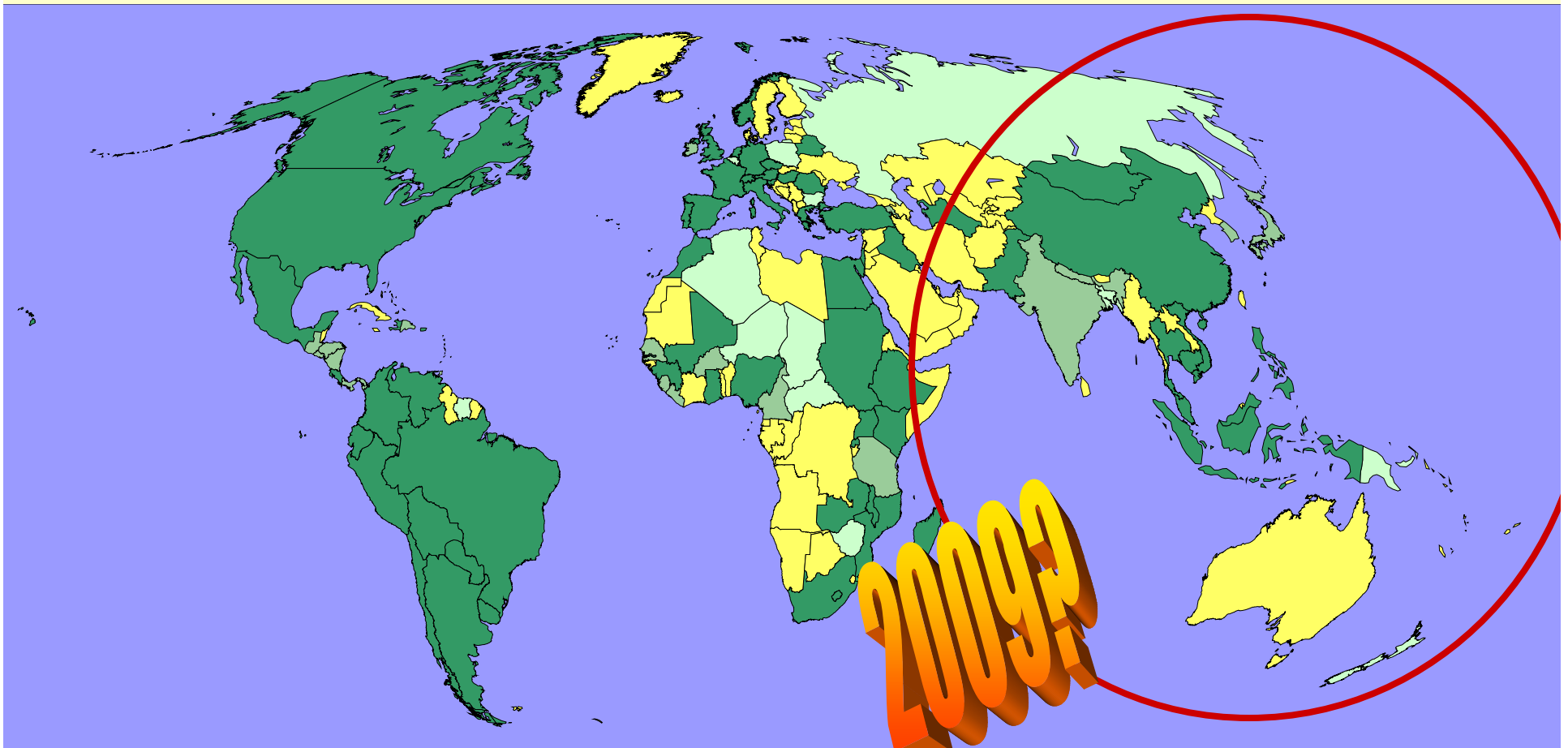
- » **1. Endorse Memorandum of Understanding**
- » **2. Entrust microdata and documentation**
 - » **Recover and document old microdata—at project expense**
 - » **Entrust microdata (every tenth household, including all persons in household) and documentation (forms, instructions, codebooks)**
 - » **Bill for license fee (\$5,000 per census of =>1 million person records**

IPUMS-International, ANCSDAAP 2009

dark green = disseminating (45 countries, 150 censuses, 300mpr)

green = harmonizing (25 countries, 70 censuses, 100mpr)

lightest green = negotiating





Thank you

<https://www.ipums.org/international>

**additional information at:
[www.hist.umn.edu/~rmccaa/
ipums-global](http://www.hist.umn.edu/~rmccaa/ipums-global)**

*** * * * ***

Contact: rmccaa@umn.edu